

Example for fullpage floats

Herbert Voß

December 29, 2025

Contents

1 File wide1s2c

Hello, here is some text without a meaning. This text should show what a printed text will look like at this place. If you read this text, you will get no information. Really? Is there no information? Is there a difference between this text and some nonsense like “Huardest gefburn”? Kjift – not at all! A blind text like this gives you information about the selected font, how the letters are written and an impression of the look. This text should contain all letters of the alphabet and it should be written in of the original language. There is no need for special content, but the length of words should match the language.

Hello, here is some text without a meaning. This text should show what a printed text will look like at this place. If you read this text, you will get no information. Really? Is there no information? Is there a difference between this text and some nonsense like “Huardest gefburn”? Kjift – not at all! A blind text like this gives you information about the selected font, how the letters are written and an impression of the look. This text should contain all letters of the alphabet and it should be written in of the original language. There is no need for special content, but the length of words should match the language.

1 File wide1s2c

With the optional argument `wide` the width of the defined `\marginparwidth` is added to the allowed horizontal width of the float.

The code for figure 1:

```
\hvFloat[wide,nonFloat,  
capPos=right,  
capVPos=top,  
objectPos=left,  
]{figure}{\includegraphics[width=0.75\linewidth]{  
images/CTAN}}{%  
Caption at top right beside the float and  
object position left and  
the option \texttt{wide}.}{fig:70}
```

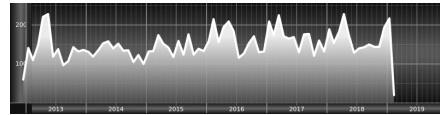


Figure 1: Caption at top right beside the float and the option `wide`.

Hello, here is some text without a meaning. This text should show what a printed text will look like at this place. If you read this text, you will get no information. Really? Is there no information? Is there a difference between this text and some nonsense like “Huardest gefburn”? Kjift – not at all! A blind text like this gives you information about the selected font, how the letters are written and an impression of the look. This text should contain all letters of the alphabet and it should be written in of the original language. There is no need for special content, but the length of words should match the language. Hello, here is some text without a meaning. This text should show what a printed text will look like at this place. If you read this text, you will get no information. Really? Is there no information? Is there a difference between this text and some nonsense like “Huardest gefburn”? Kjift – not at all! A blind text like this gives you information about the selected font, how the letters are written and an impression of the look. This text should contain all letters of the alphabet and it should be written in of the

original language. There is no need for special content, but the length of words should match the language.

The code for figure 2:

```
\hvFloat[wide,nonFloat,
  capPos=left,
  capVPos=top,
  objectPos=right,
]{figure}{\includegraphics[width=0.75\linewidth]{
  images/CTAN}}%
{Caption at top left beside the object and object
  position left and
  the option \texttt{wide}.}{fig:80}
```

Figure 2: Caption at top left beside the object and object position left and the option wide.

For a twosided document it will place the object always in the margin.

Hello, here is some text without a meaning. This text should show what a printed text will look like at this place. If you read this text, you will get no information. Really? Is there no information? Is there a difference between this text and some nonsense like “Huardest gefburn”? Kjift – not at all! A blind text like this gives you information about the selected font, how the letters are written and an impression of the look. This text should contain all letters of the alphabet and it should be written in of the original language. There is no need for special content, but the length of words should match the language.

```
\hvFloat[wide,nonFloat,
  capPos=inner,
  capVPos=top,
]{figure}{\includegraphics[width=0.75\linewidth]{
  images/CTAN}}%
Caption at top and inner beside the float and
  object position right and
  the option \texttt{wide}.}{fig:81}
```

Figure 3: Caption at top and inner beside the float and object position right and the option wide.

Now we set the same image with the same setting on the next page. The caption will change its

side due to the setting `capPos=outer`.

Hello, here is some text without a meaning. This text should show what a printed text will look like at this place. If you read this text, you will get no information. Really? Is there no information? Is there a difference between this text and some nonsense like “Huardest gefburn”? Kjift – not at all! A blind text like this gives you information about the selected font, how the letters are written and an impression of the look. This text should contain all letters of the alphabet and it should be written in of the original language. There is no need for special content, but the length of words should match the language.

```
\hvFloat[wide,nonFloat,
  capPos=inner,
  capVPos=top,
]{figure}{\includegraphics[width=0.75\linewidth]{
  images/CTAN}}%
Caption at top inner beside the float and object
  position right and
  the option \texttt{wide}.}{fig:811}
```

Figure 4: Caption at top inner beside the float and object position right and the option wide.

The caption can be typeset completely into the margin with:

Hello, here is some text without a meaning. This text should show what a printed text will look like at this place. If you read this text, you will get no information. Really? Is there no information? Is there a difference between this text and some nonsense like “Huardest gefburn”? Kjift – not at all! A blind text like this gives you information about the selected font, how the letters are written and an impression of the look. This text should contain all letters of the alphabet and it should be written in of the original language. There is no need for special content, but the length of words should match the language.

```
\captionsetup{justification=RaggedRight}
\hvFloat[wide,nonFloat,
  capPos=outer,
  capVPos=top,
  floatCapSep=\marginparsep,
```

`]\figure}{\includegraphics[width=\linewidth]{images /CTAN}}{%
Caption at top inner beside the float and object
position right and
the option \texttt{wide}.\}{fig:812}`

Hello, here is some text without a meaning. This text should show what a printed text will look like at this place. If you read this text, you will get no information. Really? Is there no information? Is there a difference between this text and some nonsense like “Huardest gefburn”? Kjift – not at all! A blind text like this gives you information about the selected font, how the letters are written and an impression of the look. This text should contain all letters of the alphabet and it should be written in of the original language. There is no need for special content, but the length of words should match the language.

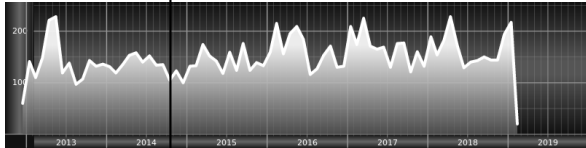


Figure 5: Caption at top inner beside the float and object position right and the option wide.

Hello, here is some text without a meaning. This text should show what a printed text will look like at this place. If you read this text, you will get no information. Really? Is there no information? Is there a difference between this text and some nonsense like “Huardest gefburn”? Kjift – not at all! A blind text like this gives you information about the selected font, how the letters are written and an impression of the look. This text should contain all letters of the alphabet and it should be written in of the original language. There is no need for special content, but the length of words should match the language.

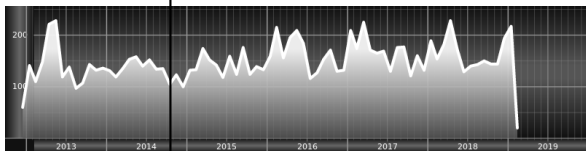


Figure 6: Caption at top inner beside the float and object position right and the option wide.

Hello, here is some text without a meaning. This text should show what a printed text will look like at this place. If you read this text, you will get no information. Really? Is there no information?

Is there a difference between this text and some nonsense like “Huardest gef- burn”? Kjift – not at all! A blind text like this gives you information about the selected font, how the letters are written and an impression of the look. This text should contain all letters of the alphabet and it should be written in of the original language. There is no need for special contents, but the length of words should match the language.

Hello, here is the second paragraph. Hello, here is some text without a meaning. This text should show what a printed text will look like at this place. If you read this text, you will get no information. Really? Is there no information? Is there a difference between this text and some nonsense like “Huardest gef- burn”? Kjift – not at all! A blind text like this gives you information about the selected font, how the letters are written and an impression of the look. This text should contain all letters of the alphabet and it should be written in of the original language. There is no need for special contents, but the length of words should match the language.

Hello, here is the third paragraph. Hello, here is some text without a meaning. This text should show what a printed text will look like at this place. If you read this text, you will get no information. Really? Is there no information? Is there a difference between this text and some nonsense like “Huardest gef- burn”? Kjift – not at all! A blind text like this gives you information about the selected font, how the letters are written and an impression of the look. This text should contain all letters of the alphabet and it should be written in of the original language. There is no need for special contents, but the length of words should match the language.

Hello, here is the forth paragraph. Hello, here is some text without a meaning. This text should show what a printed text will look like at this place. If you read this text, you will get no information. Really? Is there no information? Is there a difference between this text and some nonsense like “Huardest gef- burn”? Kjift – not at all! A blind text like this gives you information about the selected font, how the letters are written and an impression of the look. This text should contain

all letters of the alphabet and it should be written in of the original language. There is no need for special contents, but the length of words should match the language.

Hello, here is the fifth paragraph. Hello, here is some text without a meaning. This text should show what a printed text will look like at this place. If you read this text, you will get no information. Really? Is there no information? Is there a difference between this text and some nonsense like 'Huardest gef- burn'? Kjift – not at all! A blind text like this gives you information about the selected font, how the letters are written and an impression of the look. This text should contain all letters of the alphabet and it should be written in of the original language. There is no need for special contents, but the length of words should match the language.