

☞ The *fourier-orns* package ☞

Michel Bovani

michel.bovani@icloud.com

September 8, 2024

Fourier-GUTenberg provides several logos and ornaments: they are now usable by those who do not want to use the *Fourier-GUTenberg* font system. In this case, just call the *fourier-orns* package (`\usepackage{fourier-orns}`). Remember that:











- + You have to install *Fourier-GUTenberg* anyway.
- + If you call *fourier*, you should *not* call *fourier-orns*, because *fourier* will do it anyway. All the commands described here may be used with *fourier*.
- + Thanks to Daniel Flipo (daniel.flipo@free.fr), there are now opentype versions of the *fourier ornaments* fonts. Those fonts are automatically selected and the `fontspec` package is called, when the \TeX engine is $\text{lua}\TeX$ or $\text{Xe}\TeX$.
- + There is a `noOTF` option which force the use of PostScript type 1 fonts, even when the \TeX engine is $\text{lua}\TeX$ or $\text{Xe}\TeX$. Note that the *fourier* call for *fourier-orns* uses that option.


Here are the provided symbols:

- + A variant of the euro symbol: `\eurologo` €, €, €, €.
- + A “starred” bullet `\starredbullet`: used as the item mark in this document.
- + Smileys typesetted in `\LARGE` size:












`\grimace` ☹ `\textthing` 𐄂

+ Decos and logos typesetted in `\LARGE` size:

<code>\noway</code>		<code>\warning</code>	
<code>\textxswup</code>		<code>\textxswdown</code>	
<code>\decoone</code>		<code>\decotwo</code>	
<code>\decothreelleft</code>		<code>\decothreeright</code>	
<code>\decofourleft</code>		<code>\decofourright</code>	
<code>\floweroneleft</code>		<code>\floweroneright</code>	
<code>\lefthand</code>		<code>\righthand</code>	
<code>\decosix</code>		<code>\bomb</code>	
<code>\caution</code>		<code>\leftblackhand (New in 2.4)</code>	
<code>\rightblackhand (New in 2.4)</code>			




 The old command `\danger` (fourier-orns 1.1) is now deprecated: use `\warning` instead. Note that `\danger` is still usable, provided you *don't* use the `unicode-math` package.

+ Leaves typesetted in `\LARGE` size:

<code>\leafleft</code>		<code>\leafright</code>	
<code>\leafNW</code>		<code>\leafNE</code>	
<code>\leafSE</code>		<code>\leafSW</code>	
<code>\aldineleft</code>		<code>\aldineright</code>	
<code>\aldine</code>		<code>\aldinesmall</code>	
<code>\aldinesmallrevert (New in 2.4)</code>		<code>\aldinesmallup (New in 2.4)</code>	

+ **Unicode engine users only**

The `fourier-orns` package provides three new commands `\grappe`, `\rightgrappe` and `\leftgrappe` with exactly the same appearance than respectively `\aldinesmallup`, `\aldinesmall`, `\aldinesmallrevert`. However, the corresponding slots are reserved in Unicode, making them inaccessible to a conventional engine.

Command	Glyph	Unicode Name	Unicode Slot
<code>\grappe</code>		Floral Heart	U+2766
<code>\rightgrappe</code>		Rotated Floral Heart Bullet	U+2767
<code>\leftgrappe</code>		Reversed Rotated Floral Heart Bullet	U+2619

+ A complete set of old style pilcrow here in \LARGE size:

<code>\oldpilcrowone</code>		<code>\oldpilcrowfive</code>	
<code>\oldpilcrowtwo</code>		<code>\oldpilcrowsix</code>	
<code>\oldpilcrowthree</code>			
<code>\oldpilcrowfour</code>			

Old pilcrow “with tails” can be used like that:

```
\definecolor{newred}{cmyk}{0,1,1,0.1}
\noindent \textcolor{newred}{\oldpilcrowfour}\,We few,
we happy few, we band of brothers; \textcolor{newred}
{\oldpilcrowfive}\,For he to-day that sheds his blood with
me \textcolor{newred}{\oldpilcrowsix}\,Shall be my brother;
be he ne'er so vile, \textcolor{newred}
{\oldpilcrowfour}\,This day shall gentle his condition.
```

We few, we happy few, we band of brothers; For he to-day that sheds his blood with me Shall be my brother; be he ne'er so vile, This day shall gentle his condition.



Finally, *fourier-orns* provides a `\FourierOrns` command in order to select the font. As chars in the font are now slotted in place of digits or letters, the correspondence in the table below can be used, this works for both opentype and typel fonts.

1	2	3	4	5	6	7	8	9	0
A	B	C	D	E	F	G	H	I	J
K	L	M	N	O	P	Q	R	S	T
U	V	W	X	Y	Z	c	d	e	m
n									

For instance, you could type `{\FourierOrns E 1 F}` to obtain .